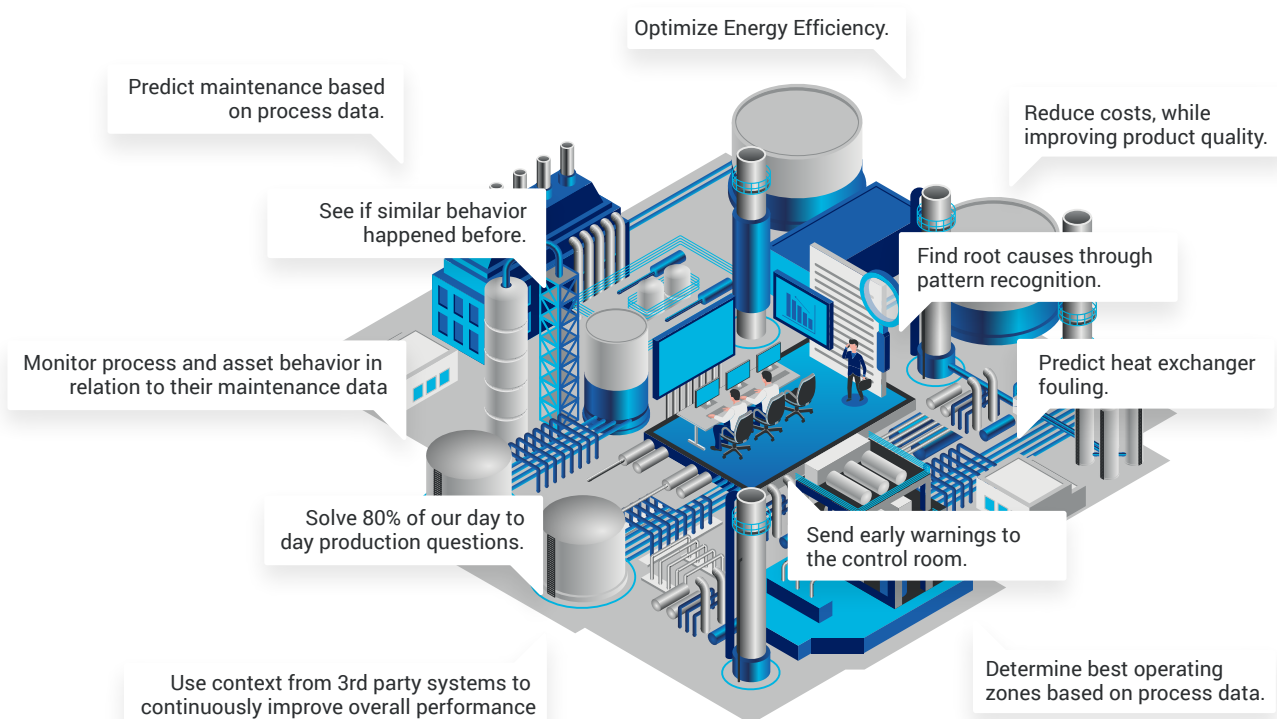


# Next Generation Self-service Industrial Analytics

Analyze, monitor and predict process and asset performance in their operational context to increase profitability

Process manufacturing companies are continuously striving to optimize overall equipment effectiveness, performance and profitability, while still complying with new and ongoing regulations. These companies sit on a wealth of data being generated from sensors, instruments and assets, and the amount of data being created is only increasing. Traditional methods of “big data” solutions require complex IT projects and data scientists to build and maintain models. Aside from being costly and time-consuming, this way of working can also create resource bottlenecks in your organization and underutilize your process and asset experts.

## SO, WHAT IF YOU COULD....?

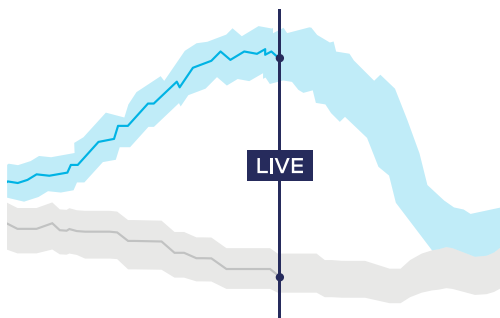


## ANALYZE, MONITOR & PREDICT

Turning big industrial data into actionable information may seem like a huge task – but TrendMiner makes it easy. Results are delivered fast, directly into the hands of the people who can really interpret the data, allowing them to uncover insights at all levels of production, improving day-to-day decision-making.

## USE TRENDS FROM YOUR DATA

TrendMiner's plug-and-play software is easy to use and adds value immediately after deployment. It meets the high demands of time-series industrial analytics – but is designed to be used by non-data scientists. Data, captured in historians, is automatically visualized in user-friendly trend views. Users get recommended root causes and can monitor performance in real-time to make better decisions, faster.



Based on best performances, golden finger prints can be created for monitoring operational behavior. With 24/7 monitoring, action can be taken to optimize production at the first sign of deviation. All events captured can be used as starting point for further improvements. Optionally context from third party systems, such as you laboratory or maintenance management system can be used for smarter analytics. And with our data-driven predictive analytics, the productivity and effectiveness of your assets and processes can be optimized.

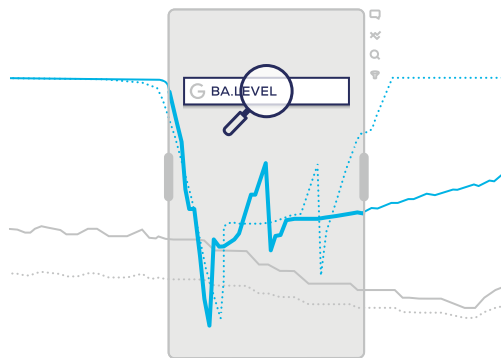
With TrendMiner, process and asset experts are empowered with advanced analytics to analyze, monitor and predict the operational performance of your batch, grade or continuous manufacturing processes.

## MAKE BETTER DECISIONS, FASTER

All kinds of events may impact operational performance. Capturing and combining critical events with time series analytics will shed new light on your production process. Contextual information may reside in various data silos, such as your LIMS, MMS or OEE system. Captured contextual information can be leveraged for data driven decisions in the control room and can be the starting point for continuously improving operational excellence through self-service analytics. Contextualization of your time-series data helps you shift performance to the next gear.

## SUSTAINABLE VALUE FOR THE PROCESS INDUSTRY

Self-service analytics enables subject matter experts to contribute to overall organizational performance objectives, such as improved overall equipment effectiveness, reduced waste, production with consistent quality, reduction of carbon footprint and increased operational safety. TrendMiner for continuous improvement enables the organization to gain Operational Excellence and increase overall profitability continuously. We help customers in various industries by giving them the answers they need.



## KEY CAPABILITIES

Multi-vendor historian support:  
OSIsoft, Aspen, GE, Yokogawa, Honeywell, Wonderware and others



EASY-TO-USE  
INTERFACE



REPORTING &  
DASHBOARDING



MODELING FREE  
ADVANCED ANALYTICS



GLOBAL  
COLLABORATION



ASSET FRAMEWORK  
SUPPORT



ACTIVE LEARNING &  
EARLY WARNINGS